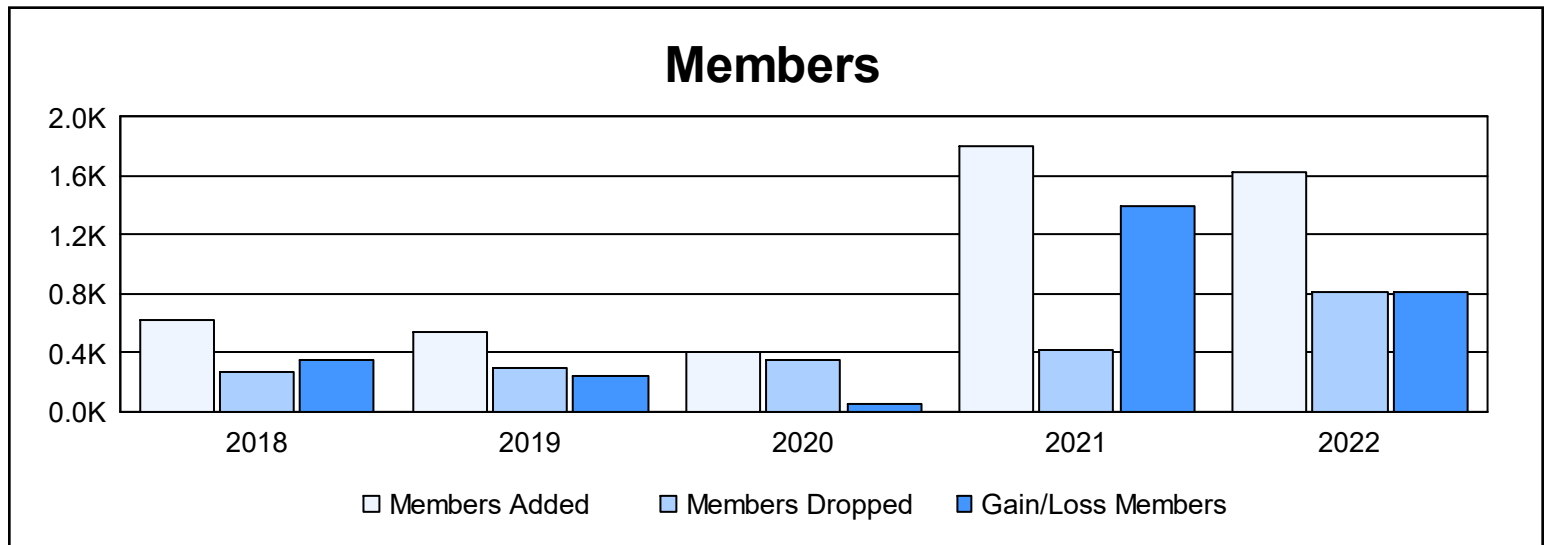
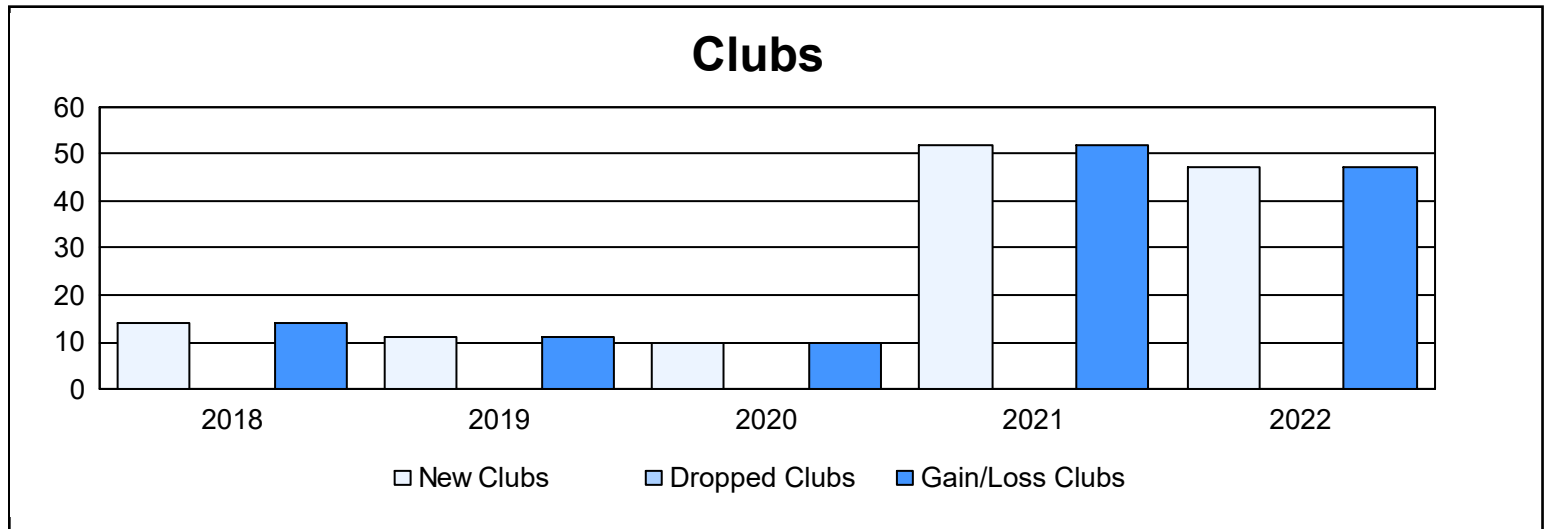
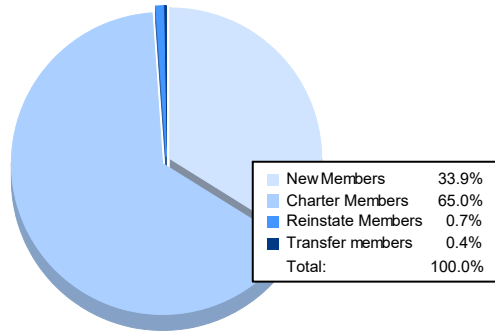


Year	New Clubs	Dropped Clubs	Gain/ Loss Clubs	New Members	Charter Members	Reinstate Members	Transfer Members	Total Member Added	Total Members Dropped	Gain/ Loss Members
2017-2018	14	0	14	240	367	9	1	617	266	351
2018-2019	11	0	11	199	313	26	0	538	291	247
2019-2020	10	0	10	143	254	9	1	407	355	52
2020-2021	52	0	52	509	1,284	9	3	1,805	415	1,390
2021-2022	47	0	47	551	1,057	11	6	1,625	809	816
<b>Average</b>	<b>27</b>	<b>0</b>	<b>27</b>	<b>328</b>	<b>655</b>	<b>13</b>	<b>2</b>	<b>998</b>	<b>427</b>	<b>571</b>



### Membership Composition June 2022 Cumulative



### Gender Composition June 2022 Cumulative

